

Contents

Starters

| | |
|------------------------------|-----------|
| Listening | 3 |
| Marking Key | 10 |
| Tapescript | 11 |
| Reading & Writing | 15 |
| Marking Key | 23 |
| Speaking | 24 |

Movers

| | |
|------------------------------|-----------|
| Listening | 27 |
| Marking Key | 36 |
| Tapescript | 37 |
| Reading & Writing | 41 |
| Marking Key | 56 |
| Speaking | 57 |

Flyers

| | |
|------------------------------|-----------|
| Listening | 61 |
| Marking Key | 69 |
| Tapescript | 70 |
| Reading & Writing | 75 |
| Marking Key | 89 |
| Speaking | 91 |

Introduction

Cambridge English: Young Learners is a series of fun, motivating English language tests for children in primary and lower secondary education. The tests are an excellent way for children to gain confidence and improve their English.

There are three levels:

- Cambridge English: Starters
- Cambridge English: Movers
- Cambridge English: Flyers

About these sample papers

These sample papers show you what the three tests look like. When children know what to expect in the test, they will feel more confident and prepared.

Listening sample tests

To download the Listening sample tests go to:

Cambridge English: Starters

www.cambridgeenglish.org/starters-audio-sample-v2-from-2018

Cambridge English: Movers


www.cambridgeenglish.org/movers-audio-sample-v2-from-2018

Cambridge English: Flyers

www.cambridgeenglish.org/flyers-audio-sample-v2-from-2018

For more information about the three levels of *Cambridge English: Young Learners* and for more sample papers go to:

www.cambridgeenglish.org/younglearners



| | | | |
|---------------|--|------------------|--|
| Centre Number | | Candidate Number | |
|---------------|--|------------------|--|

Cambridge Young Learners English

Starters Listening

R154



CAMBRIDGE ENGLISH
Language Assessment
Part of the University of Cambridge

There are 20 questions.

You will need coloured pens or pencils.

My name is:

Part 1

– 5 questions –

Listen and draw lines. There is one example.



Alice

Tom

Kim

Matt

Nick

Grace

Bill

Part 2

– 5 questions –

Read the question. Listen and write a name or a number.

There are two examples.



Examples

What is the girl's name?

Pat
.....

How old is she?

9
.....

Questions

1 How many cousins has Pat got?

2 What is the name of Pat's favourite game?

3 Which beach does Pat like to go to? Beach

4 How many books has Pat got?

5 What is the teacher's name? Mr.

Part 3

– 5 questions –

Listen and tick (✓) the box. There is one example.

Where is Lucy now?



A



B



C

1 Who is Dad talking to on the phone?



A




B




C


2 What is the crocodile doing?



A



B



C

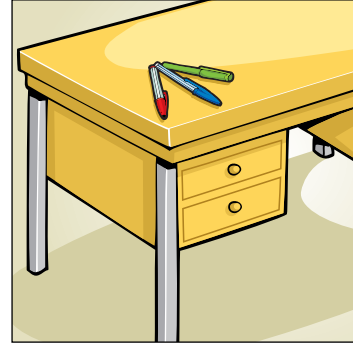
3 Where are Hugo's pens?



A



B



C

4 Which boy is Sam?



A



B




C


5 Which is the girl's favourite picture?



A



B



C

Part 4

– 5 questions –

Listen and colour. There is one example.



Starters Listening

Marking Key

- () = Acceptable extra words are placed in brackets
- / = A single slash is placed between acceptable alternative words within an answer
- // = A double slash is placed between acceptable alternative complete answers

Part 4 5 marks

- 1 colour pineapple / in box - green
- 2 colour pineapple / under lemons - purple
- 3 colour pineapple / on PC - orange
- 4 colour pineapple / between watermelons - blue
- 5 colour pineapple / on board behind woman - red

Part 1 5 marks

- 1 Grace girl with red racket
- 2 Alice girl on a chair
- 3 Bill boy in grey shorts
- 4 Matt boy holding bread
- 5 Kim girl in pink shirt

Part 2 5 marks

- 1 12
- 2 D-U-C-K
- 3 S-H-E-L-L
- 4 20
- 5 L-O-R-R-Y

Part 3 5 marks

- 1 B
- 2 A
- 3 B
- 4 A
- 5 C

Starters Listening

Tapescript

R = rubric
F = Female adult
M = Male adult
Fch = Female child
Mch = Male child

R Hello. This is the Cambridge English Starters Listening test.

[MUSIC]

Look at Part 1.

Now look at the picture.

Listen and look.

There is one example.

PAUSE 00'03"

M Hi! This is the park next to our house.

F Wow! And do you know these children?

M Yes. There's Tom. He's flying his kite.

F But Tom's kite is in the tree now!

M That's right!

PAUSE 00'03"

R Can you see the line? This is an example.

Now you listen and draw lines.

PAUSE 00'03"

[REPEAT FROM HERE]

R One

M Who's that? The girl with the red tennis racket?

F That's Grace, I like her long hair.

M Yes. I like Grace's hair too.

PAUSE 00'05"

R Two

M And can you see Alice?

F Sorry? Alice?

M Yes. She's the girl with the tablet.

F Oh! The girl on the chair?

M Yes, she's playing a game on it.

PAUSE 00'05"

R Three

F What's that boy's name?

M The boy in the grey shorts? That's Bill.

F And is that Bill's bike?

M Yes. It's cool.

PAUSE 00'05"

R Four

F Who's that boy? He's holding some bread.

M That's Matt. The bread is for the birds.

F Does Matt like coming to the park?

M Yes. He loves it.

PAUSE 00'05"

R Five

F And who's that girl? She's running ...

M The girl in the pink T-shirt? That's Kim.

F Oh.

M Kim likes playing here too.

F Well, it's a really fantastic park!

PAUSE 00'05"

R Now listen to Part 1 again.

PAUSE 00'03"

[REPEAT PART 1 WITH ONLY 00'03" PAUSES]

R That is the end of Part 1.

PAUSE 00'05"

R Part 2.

Look at the picture.

Listen and write a name or a number.

There are two examples.

PAUSE 00'03"

M Who's this girl?

Fch She's my friend, Pat.

M Sorry, what's her name?

Fch It's Pat. You spell that, P-A-T.

PAUSE 00'03"

M How old is she?

Fch She's nine now.

M Nine?

Fch Yes. It's her birthday today.

PAUSE 00'03"

R Can you see the answers? Now you listen and write a name or a number.

PAUSE 00'03"

[REPEAT FROM HERE]

R One

Fch Pat's cousins are at her house today.

M That's good! How many cousins has she got?

Fch She's got twelve.

M Pardon! How many?

Fch Twelve.

PAUSE 00'10"

R Two

Fch I like playing with Pat.

M What's her favourite game?

Fch The name of her favourite game is 'DUCK'!

M Duck? Do you spell that D-U-C-K?

Fch Yes, it's a very funny game.

M Oh!

PAUSE 00'10"

R Three

M And where does Pat like going?

Fch She likes going to the beach.

M Which one?

Fch She likes going to Shell Beach. You spell that S-H-E-L-L.

M Shell Beach! Oh ... I know! It's beautiful there.

PAUSE 00'10"

R Four

Fch Pat likes reading, too.

M Does she? How many books has she got?

Fch She's got twenty books in her cupboard.

M Twenty! Wow!

PAUSE 00'10"

R Five

Fch Pat's reading her favourite book. It's about a really funny teacher.

M Oh! What's the teacher's name?

Fch His name is Mr Lorry. You spell that L-O-R-R-Y.

M Mr Lorry? What a funny name!

PAUSE 00'10"

R Now listen to Part 2 again.

PAUSE 00'03"

[REPEAT PART 2 WITH ONLY 00'05" PAUSES]

R That is the end of Part 2.

PAUSE 00'05"

R Part 3.

Look at the pictures.

Now listen and look.

There is one example.

PAUSE 00'03"

R Where's Lucy now?

PAUSE 00'03"

Fch Where's Lucy? She isn't in the living room.

Mch I know. She's in the kitchen with Mum.

Fch Oh, OK. Thanks. Where are you going Mark?

Mch I want my hat. It's in my bedroom.

PAUSE 00'03"

R Can you see the tick?

Now you listen and tick the box.

PAUSE 00'03"

[REPEAT FROM HERE]

R One. Who's Dad talking to on the phone?

PAUSE 00'03"

Mch Who's Dad talking to, Mum?

F He's phoning Grandpa about dinner.

Mch Can Alex, my friend from school, have dinner with us?

F Not today.

PAUSE 00'05"

R Two. What's the crocodile doing?

PAUSE 00'03"

Fch I love the crocodile in this story. It's funny. It doesn't like swimming.

Mch So what's it doing? Eating?

Fch Not now. It's playing a guitar! Look!

Mch Oh yes!

PAUSE 00'05"

R Three. Where are Hugo's pens?

PAUSE 00'03"

Mch I can't find my pens, Grandma. They aren't on my desk.

F Are those yours, Hugo? The pens under the lamp?

Mch No, they're Sue's. Oh - mine are there, next to the TV. I can see them now.

F Good!

PAUSE 00'05"

R Four. Which boy is Sam?

PAUSE 00'03"

Fch Look Dad. There's Sam. He's my new friend.

M The boy in the jeans and black jacket?

Fch Not him. Sam's got a black jacket but he's wearing brown trousers.

M Oh yes.

PAUSE 00'05"

R Five. Which is the girl's favourite picture?

PAUSE 00'03"

Fch These paintings are great, Mrs Door. Those flowers are beautiful.

F Thank you! Which painting is your favourite? The one of the houses?

Fch That's nice, but no. My favourite is the one of the goats. I love that.

F Me too.

PAUSE 00'05"

R Now listen to Part 3 again.

PAUSE 00'03"

[REPEAT PART 3 WITH NO PAUSE AFTER THE QUESTION BUT THE SAME 00'05" PAUSE AFTER EACH DIALOGUE]

R That is the end of Part 3.

PAUSE 00'05"

R Part 4.

Look at the picture.

Listen and look.

There is one example.

PAUSE 00'03"

Fch There's a lot of fruit in this picture! Is it a shop?

M Yes, it is. Can you see the pineapple on the clock?

Fch The pineapple on the clock. Oh yes! Can I colour it yellow, please?

M Yes, you can.

PAUSE 00'03"

R Can you see the yellow pineapple? This is an example.

Now you listen and colour.

PAUSE 00'03"

[REPEAT FROM HERE]

R One

M Can you colour the pineapple in the box now?

Fch The pineapple in the box?

M That's right. Colour it green, please.

Fch OK! I love that colour! There!

PAUSE 00'15"

R Two

M Now find the pineapple under the lemons.

Fch Under the lemons?

M Yes. Colour that pineapple purple.

Fch OK. I'm doing that now.

M Fantastic! Thank you.

PAUSE 00'15"

R Three

Fch There's a picture of a pineapple on the computer too. Look!

M On the computer? Oh yes!

Fch Can I colour that pineapple orange?

M Yes, you can. That's great!

PAUSE 00'15"

R Four

M And ... I know! Can you see the pineapple between the two watermelons?

Fch The one between the watermelons? Yes I can.

M Good. Colour that pineapple blue.

Fch OK. That's funny.

PAUSE 00'15"

R Five

M And can you colour this pineapple now?

Fch Which pineapple? The one on the board?

M Yes! The pineapple on the board. Colour it red.

Fch OK. I'm colouring that one now.

M Very good. Thanks!

PAUSE 00'15"

R Now listen to Part 4 again.

PAUSE 00'03"

[REPEAT PART 4 WITH ONLY 00'10" PAUSES]

R That is the end of the Starters Listening test.

[MUSIC]

Blank Page

| | | | |
|---------------|--|------------------|--|
| Centre Number | | Candidate Number | |
|---------------|--|------------------|--|

Cambridge Young Learners English

Starters

Reading & Writing

R154



CAMBRIDGE ENGLISH
Language Assessment
Part of the University of Cambridge

There are 25 questions.

You have 20 minutes.

You will need coloured pens or pencils.

My name is:

Part 1


– 5 questions –

Look and read. Put a tick (✓) or a cross (✗) in the box. There are two examples.

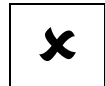
Examples



This is a bus.



These are snakes.




Questions

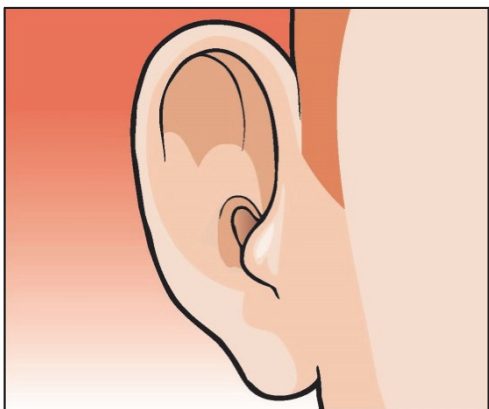
1



This is a mat.




2




This is an ear.

3



These are coconuts.

4



This is a sofa.

5



These are helicopters.

Part 2

– 5 questions –

Look and read. Write **yes** or **no**.



Examples

The boys are wearing blue shorts.

..... yes

Two cows are looking at the sun.

..... no

Questions

1 The children are fishing in the sea.

.....

2 There's an old boot in the water.

.....

3 You can see three fish in the picture.

.....

4 The child with black hair is sitting down.

.....

5 There's a green frog on the bag.

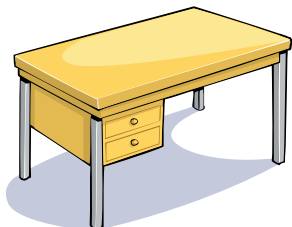
.....

Part 3

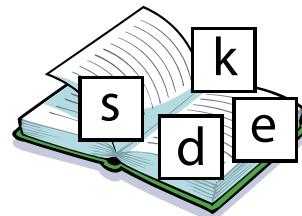
– 5 questions –

Look at the pictures. Look at the letters. Write the words.

Example

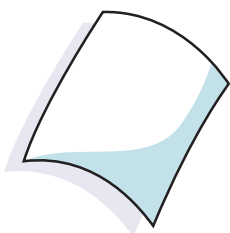


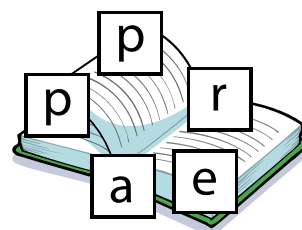
d e s k



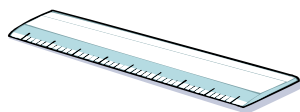
Questions


1



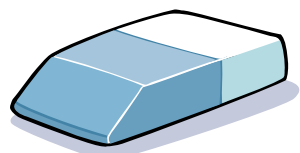


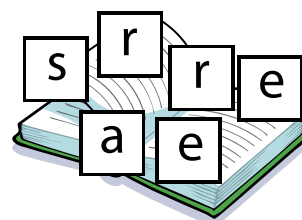
2






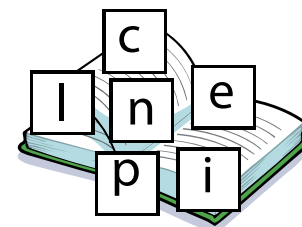
3






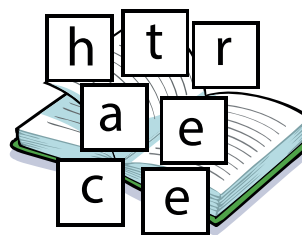
4





5






Part 4









– 5 questions –

Read this. Choose a word from the box. Write the correct word next to numbers 1–5. There is one example.

A horse



Horses are beautiful animals. The one in the picture has four long^{legs}....., two big (1) and a long face. It has a brown (2) on its body too. Lots of (3) enjoy riding horses. Some families have a horse for a pet. At the end of the (4), they clean their horse and give it (5) and water. Horses like eating apples and carrots!

| | | | |
|---|---|--|---|
| Example | | | |
|  |  |  |  |
| legs | people | food | balloon |
|  |  |  |  |
| eyes | door | day | tail |

Part 5

– 5 questions –

Look at the pictures and read the questions. Write one-word answers.




Examples

What are the children doing? *running*

Where is the bird? *in a tree*

Questions

1 Where's the woman's hat? *on the*



2 Who's pointing? the

3 What has the bird got in its mouth? the



4 How many birds are there now?

5 What are the birds doing?

Starters Reading & Writing

Marking Key

- () = Acceptable extra words are placed in brackets
- / = A single slash is placed between acceptable alternative words within an answer
- // = A double slash is placed between acceptable alternative complete answers

Part 4 5 marks

- 1 eyes
- 2 tail
- 3 people
- 4 day
- 5 food

Part 5 5 marks

- 1 table
- 2 children/kids // girl and boy [in any order]
- 3 hat
- 4 3/three
- 5 singing/whistling

Part 1 5 marks

- 1 ✗
- 2 ✓
- 3 ✗
- 4 ✓
- 5 ✓

Part 2 5 marks

- 1 no
- 2 no
- 3 yes
- 4 yes
- 5 yes

Part 3 5 marks




- 1 paper
- 2 ruler
- 3 eraser
- 4 pencil
- 5 teacher

Starters Speaking

Summary of Procedures

The usher introduces the child to the examiner.

1. After asking the child 'What's your name?', the examiner familiarises the child with the picture first and then asks the child to point out certain items on the scene picture, e.g. 'Where's the sun?' The examiner then asks the child to put object cards in various locations on the scene picture, e.g. 'Put the apple in front of the birds.'
2. The examiner asks questions about two of the people or things in the scene picture, e.g. 'What's this?' (Answer: a fish) 'What colour is it?' (Answer: pink). The examiner also asks the child to describe an object from the scene, e.g. 'Tell me about this man.'
3. The examiner asks questions about the object cards, e.g. 'What's this?' (Answer: a spider) and 'What's your favourite animal?'
4. The examiner asks questions about the child, e.g. 'What's in your classroom?'





STARTERS SPEAKING. Scene picture

| | | | |
|---------------|--|------------------|--|
| Centre Number | | Candidate Number | |
|---------------|--|------------------|--|

Cambridge Young Learners English

Movers Listening

R154



CAMBRIDGE ENGLISH
Language Assessment
Part of the University of Cambridge

There are 25 questions.

You will need coloured pens or pencils.

My name is:

Part 1

- 5 questions -

Listen and draw lines. There is one example.

Mark Clare Peter Jane

Fred Daisy Vicky

Part 2

– 5 questions –

Listen and write. There is one example.



Grandma's work

Worked at: *City* Hospital

1 Had to wash: the *in the morning*

2 Number of work days every week:

3 Wore: *blue*

4 At work, Grandma had: lots of

5 The hospital was for: *only*

Part 3

– 5 questions –

Mrs First is telling Paul about the people in her family. What is each person doing now?

Listen and write a letter in each box. There is one example.



her son

B



her uncle



her daughter



her cousin



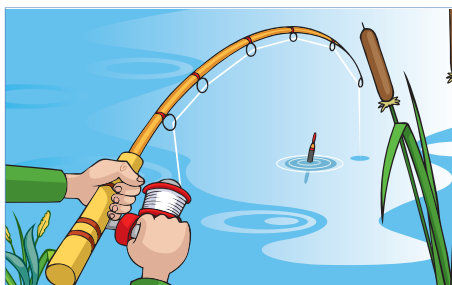
her brother




her sister



A




B



C



D



E



F



G




H

Part 4


– 5 questions –

Listen and tick (✓) the box. There is one example.


Which is Charlie's favourite animal?



A




B



C


1 Which man is the girl's teacher?



A



B




C


2 What did Sally lose?



A




B




C


3 What does Hugo want to eat?



A




B



C

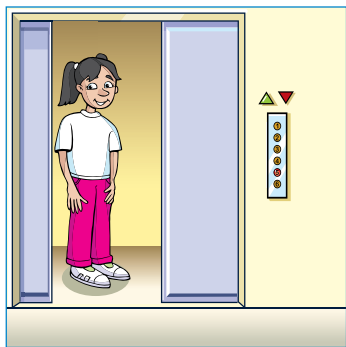
4 Where is Jill?



A



B



C

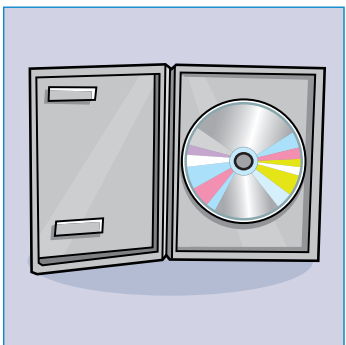
5 What must Ben's father buy?



A



B



C

Part 5

– 5 questions –

Listen and colour and write. There is one example.



Blank Page

Movers Listening

Marking Key

- () = Acceptable extra words are placed in brackets
- / = A single slash is placed between acceptable alternative words within an answer
- // = A double slash is placed between acceptable alternative complete answers

Part 1 5 marks

- 1 Fred purple socks, playing guitar
- 2 Vicky laughing, next to bag
- 3 Jane long straight hair, writing
- 4 Mark playing piano
- 5 Daisy wearing a hat, dancing

Part 2 5 marks

- 1 floor(s)
- 2 4 / four
- 3 dress
- 4 friends
- 5 (ill) women // women who were ill

Part 3 5 marks

- 1 brother G
- 2 daughter C
- 3 sister A
- 4 cousin H
- 5 uncle F

Part 4 5 marks

- 1 A
- 2 B
- 3 B
- 4 B
- 5 A

Part 5 5 marks

- 1 colour two trees on small island / yellow
- 2 colour sailing boat / green
- 3 colour boy's sweater / purple
- 4 write 'HELLO' on piece of paper in bird's beak
- 5 colour shell on rock / brown

Movers Listening

Tapescript

R = rubric
 F = Female adult
 M = Male adult
 Fch = Female child
 Mch = Male child

R Hello. This is the Cambridge English Movers Listening test.

[MUSIC]

Look at Part 1.

Now look at the picture.

Listen and look.

There is one example.

PAUSE 00'03"

Fch We have great music lessons at our school, Uncle! Look!

M Wow! Is the man with the blonde hair your teacher?

Fch Yes. He always wears that blue jacket. His name's Mr Young, but the older children call him Peter.

M Oh!

PAUSE 00'03"

R Can you see the line? This is an example.

Now you listen and draw lines.

PAUSE 00'03"

[REPEAT FROM HERE]

R One

M Who's the boy with the purple socks on? He's enjoying the lesson!

Fch That's Fred. He's very clever. He can play the guitar and he can sing very well.

M But he isn't singing here.

Fch No.

PAUSE 00'05"

R Two

M And who are the two women? Are they your teachers too?

Fch No. The woman with the bag is one of the mothers. She comes and helps sometimes.

M Oh.

Fch Her name is Vicky. She's nice.

M Why is she laughing?

Fch Oh, she's always happy when she comes to our lessons.

PAUSE 00'05"

R Three

M And who's the girl with the long, straight hair?

Fch Do you mean Jane? The girl who's writing the words to the song?

M Yes. Why's she doing that?

Fch Because our teacher asked her to.

PAUSE 00'05"

R Four

Fch And the boy with the curly hair is Mark.

M The one who's playing the piano?

Fch Yes. He practises a lot! He loves music - like me.

M Brilliant! Me too.

PAUSE 00'05"

R Five

M And that girl's good at dancing!

Fch You mean Daisy. Yes she is!

M But why is she wearing a hat?

Fch Oh she often puts that on. She likes the colours.

M Good!

PAUSE 00'05"

R Now listen to Part 1 again.

PAUSE 00'03"

[REPEAT PART 1 WITH ONLY 00'03" PAUSES]

That is the end of Part 1.

PAUSE 00'05"

R Part 2.

Listen and look.

There is one example.

PAUSE 00'03"

Mch Grandma, where did you work when you were a nurse?

F I worked in City Hospital.

Mch OK, City Hospital. I have to write about the places that different people work in.

It's for my homework.

F Oh!

PAUSE 00'03"

R Can you see the answer?

Now you listen and write.

PAUSE 00'03"

[REPEAT FROM HERE]

R One

Mch What did you do in the mornings at the hospital?

F I washed the floor in the morning.

Mch Do all the nurses have to wash the floors?

F Not now, but they did when I was young.
PAUSE 00'08"

R **Two**

Mch How many days of the week did you work?

F Oh. I only worked four days.

Mch Four days isn't very long, Grandma! Dad works six days a week!

F I know, but my work was very difficult.
PAUSE 00'08"

R **Three**

Mch What clothes did you have to wear for work?

F I wore a blue dress every day.

Mch A blue dress? Every day?

F Yes, but I always took it off when I got home and then put my jeans on!
PAUSE 00'08"

R **Four**

Mch Did you like being a nurse?

F Yes. I enjoyed working at the hospital a lot because I had lots of friends there.

Mch Did you?

F Yes. It's good to have lots of friends at work.
PAUSE 00'08"

R **Five**

Mch Who came to your hospital?

F Our hospital was only for women.

Mch Only for women who were ill?

F Yes, but they always got better because the doctors were very clever.

Mch And you were too!

F Oh yes! I helped lots of people there.
PAUSE 00'08"

R **Now listen to Part 2 again.**
PAUSE 00'03"

[REPEAT PART 2 WITH ONLY 00'05" PAUSES]

That is the end of Part 2.

PAUSE 00'05"

Part 3

Look at the pictures and listen

There is one example.

PAUSE 00'03"

Mrs First is telling Paul about the people in her family. What are the people doing now?

PAUSE 00'03"

Mch Hello, Mrs First!

F Good morning, Paul!

Mch What's your son doing today?

F Oh, he's fishing with his best friend. He loves doing that! But he doesn't often catch anything!

Mch Ha ha.
PAUSE 00'03"

R **Can you see the letter B? Now you listen and write a letter in each box.**

[REPEAT FROM HERE]

R **One**

F My brother's busy today, too.

Mch What's he doing?

F He's really clever. He's building a wall.

Mch Inside his house?

F No, outside. He wants to make the garden safer for his pets. He's got two dogs and two cats.

Mch Cool!
PAUSE 00'05"

R **Two**

Mch What about your daughter? I know her. She goes to my school.

F That's right. She's making some paper aeroplanes today from her old comics.

Mch Why?

F I don't know ... She enjoys doing things like that.
PAUSE 00'05"

R **Three**

F And my sister's having fun, too.

Mch What's she doing?

F Oh ... she's working outside because the weather's nice today. She bought some flowers and wants to plant them.

Mch That's my mum's favourite hobby!
PAUSE 00'05"

R **Four**

F My cousin phoned me this morning to tell me about her newest hobby!

Mch What's that?

F Roller skating!

Mch Really? Is she doing that today? The park is a good place for that.

F No, she's got to do some work on her laptop. She's busy doing that today.
PAUSE 00'05"

R **Five**

F And my uncle took the bus to town today.

Mch What's he doing there?

- F** He's at the zoo. He loves feeding the penguins. They're so funny.
- Mch** Wow! I'd like to do that one day.
- F** Me too, but I've got to go to the shops now, Paul. Bye!
- Mch** Oh OK, Goodbye Mrs First.
PAUSE 00'05"
- R** Now listen to Part 3 again.
PAUSE 00'03"

[REPEAT PART 3 WITH ONLY 00'03" PAUSES]

- R** That is the end of Part 3.
PAUSE 00'05"
- R** Part 4.
Look at the pictures.
Listen and look.
There is one example.
PAUSE 00'03"
- R** Which is Charlie's favourite animal?
PAUSE 00'03"
- F** I love that poster on your wall, Charlie. Those pandas look great!
- Mch** Yes, I like them a lot, Grandma, but I like lions best.
- F** Do you? I like kangaroos. I saw some at the zoo.
- Mch** Well, they're great at jumping, but they aren't my favourite animals.
PAUSE 00'03"
- R** Can you see the tick?
Now you listen and tick the box.
PAUSE 00'03"
- [REPEAT FROM HERE]
- R** One. Which man is the girl's teacher?
PAUSE 00'03"
- Fch** There's my teacher! Can you see him?
- Mch** The man with the fair hair?
- Fch** Yes. He's wearing his black shirt today ... Mom doesn't like his new beard but I do!
- Mch** Oh!
PAUSE 00'03"
- R** Two. What did Sally lose?
PAUSE 00'03"
- M** What's the matter, Sally?
- Fch** My baseball cap's in my sports bag, but you know my blue towel? That's not here.
- M** Well, go and get another one from the bathroom. And put your swimsuit back in your bag too. It's dry now.
PAUSE 00'03"
- R** Three. What does Hugo want to eat?
PAUSE 00'03"

- F** Would you like some noodles, Hugo?
- Mch** Errmm, can I have a salad, Mum? I want to eat something that's cold.
- F** OK. Do you want some bread and cheese with it?
- Mch** Not today, thanks.
PAUSE 00'03"
- R** Four. Where's Jill?
PAUSE 00'03"
- Mch** Hello, Mrs Store? Is Jill here? I want to give her a school book.
- F** Oh hello! Jill's sitting in the living room, I think. Oh no, she's in the basement. She's cleaning her bike.
- Mch** Oh. That's five floors down!
- F** I know! Take the elevator.
PAUSE 00'03"
- R** Five. What must Ben's father buy?
PAUSE 00'03"
- M** I want to go to the store now, Ben. Would you like to come with me?
- Mch** Yes, Dad. Can we go and get some new DVDs? And I need some new tennis shoes!
- M** Not today, Ben. I've only got to get a map.
- Mch** Oh! That's boring.
PAUSE 00'03"
- R** Now listen to Part 4 again.
PAUSE 00'03"

[REPEAT PART 4 BUT WITH NO PAUSE AFTER THE QUESTION; ONLY A PAUSE OF 00'03" AFTER THE DIALOGUE]

- That is the end of Part 4.
PAUSE 00'05"
- R** Part 5.
Look at the picture.
Listen and colour and write.
There is one example.
PAUSE 00'03"
- F** Would you like to colour this picture now?
- Mch** Yes, please. I like this place. It looks nice there.
- F** Yes, it does. Can you colour one of the bird's eggs, please?
- Mch** The bigger one?
- F** Yes. Colour it red.
- Mch** OK.
PAUSE 00'03"
- R** Can you see the red egg? This is an example.
Now you listen and colour and write.
PAUSE 00'03"

[REPEAT FROM HERE]

R **One**

F Can you colour the two trees now, please?

Mch Which ones? The two trees that are on the small island?

F Yes. Colour those yellow.

Mch All right.

F Great! Thank you.

PAUSE 00'15"

R **Two**

Mch I'd like to colour the boat next - the one that's sailing on the water.

F OK. You choose the colour for the sailing boat.

Mch Shall I do it green?

F Yes. That's a good idea.

PAUSE 00'15"

R **Three**

F Now, would you like to colour the boy's sweater?

Mch All right. How about blue? Can I make it that colour?

F Erm, no. I think purple is better there.

Mch OK! I love that colour too.

PAUSE 00'15"

R **Four**

F Now ... I'd like you to write something here now.

Mch Good! The bird's carrying a message, I think. Can I write on that?

F Yes! That's a great idea. Write 'Hello!'

Mch Hello? OK. I'm doing that now.

PAUSE 00'15"

R **Five**

F And now some more colouring. The shell I think.

Mch The one in the boat?

F Not that one. The one on the rock. Colour it brown.

Mch OK! There! I'd like to pick that one up and take it home!

F Do you do that sometimes?

Mch Yes!

F Well, this picture looks great now. Thank you.

PAUSE 00'15"

R **Now listen to Part 5 again.**

PAUSE 00'03"

[REPEAT PART 5 WITH ONLY 00'10" PAUSES]

That is the end of the Movers Listening test.

[MUSIC]

| | | | |
|---------------|--|------------------|--|
| Centre Number | | Candidate Number | |
|---------------|--|------------------|--|

Cambridge Young Learners English

Movers

Reading & Writing

R154





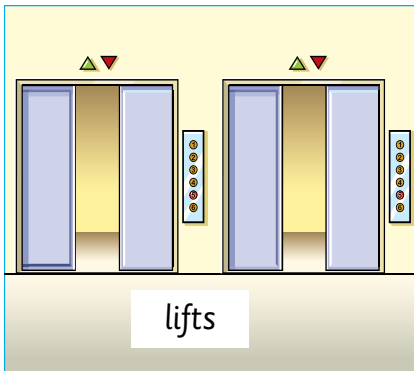

There are 35 questions.
You have 30 minutes.
You will need a pen or pencil.

My name is:

Part 1

– 5 questions –

Look and read. Choose the correct words and write them on the lines. There is one example.



Example

This animal has very strong legs and hops from place to place.

a kangaroo
.....


Questions

- 1 You can put chairs and tables on this and sit outside.
.....
- 2 This is black and white and lives in the mountains.
.....
- 3 You put this on your head and then ride your bike.
.....
- 4 You can walk up and down these inside a house.
.....
- 5 This animal swims and sometimes jumps above the waves.
.....

Part 2

– 6 questions –

Read the text and choose the best answer.



Example

Fred: Do you like shopping Julia?

Julia:

- A** OK, here you are.
- (B)** Yes, it's all right.
- C** My mum went shopping.

Questions

1 **Julia:** What do you need to buy today Fred?

Fred:

- A** I went to get it.
- B** There were lots of presents.
- C** Something for my sister's birthday.

- 2 **Julia:** Which is your favourite shop?
- Fred:** **A** That's my favourite sport.
 B How about doing some sport?
 C I like the sports shop.
- 3 **Julia:** Does your sister like sport?
- Fred:** **A** I don't know!
 B What's the matter?
 C So do I!
- 4 **Julia:** What are your sister's hobbies?
- Fred:** **A** She is drawing.
 B She loves drawing.
 C She has got my drawings.
- 5 **Julia:** How about buying your sister a book about drawing?
- Fred:** **A** I don't want it.
 B You buy them every day.
 C That's a good idea.
- 6 **Julia:** Look! There's a bookshop. You can get a book there.
- Fred:** **A** I choose this bookshop.
 B Brilliant! Let's go inside.
 C Yes, we can see it.

Part 3

– 6 questions –

Read the story. Choose a word from the box. Write the correct word next to numbers 1–5. There is one example.



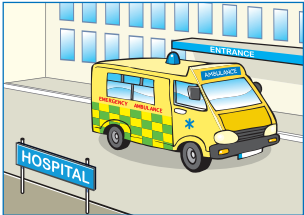






Lucy and Matt's mum is a doctor. The children and their dad were at home last Monday evening when Mum^{phoned}..... . She said, 'I have to do some more work here at the (1) Ask Dad to make your dinner.'

'Oh no!' said Matt. 'Dad can't (2) !'

The family looked for some food in the kitchen cupboards. They found some onions, potatoes and carrots. 'What can we make with these?' asked Matt. 'I'm very (3) !' Then Lucy said, 'I know! We can make soup.' Matt was not happy. He said, 'I don't like soup. I want pasta and meatballs!' 'Sorry, Matt,' Dad said. 'We haven't got any pasta or meatballs. We only have these (4) to eat for dinner.'

Lucy and Dad made the soup. Then the three of them sat down and started eating. Lucy asked Matt, 'So, what do you think?' 'It's fantastic! I love it!' Matt answered. 'Can I have another (5) of soup, please?' And they all laughed.

Example

| | | |
|---|---|--|
|  |  |  |
| phoned | hungry | hospital |
|  |  |  |
| vegetables | cry | afraid |
|  |  |  |
| cups | cook | bowl |

(6) Now choose the best name for the story.

Tick one box.

- Two children make meatballs
- Matt has some nice soup
- The family is very thirsty

Part 4

– 5 questions –

Read the text. Choose the right words and write them on the lines.

Parrots



- Example** There *are* 350 kinds of parrot in the world. They are clever animals. A lot of parrots are green, but you can find
- 1** parrots are red, yellow and blue. They live in trees and rocks in hot places.
- They have big heads and short necks. They are very good
- 2** climbing trees.
- 3** parrots do not eat meat. They eat fruit and plants. Parrots fly to many places every day to look for food.
- 4** When they are , they hold their food in
- 5** one foot. birds make a lot of noise when they are with their families.

| Example | is | are | was |
|----------------|--------|-------|-------|
| 1 | what | which | where |
| 2 | at | on | of |
| 3 | Every | Both | Most |
| 4 | eating | ate | eat |
| 5 | That | These | This |

Part 5

– 7 questions –

Look at the pictures and read the story. Write some words to complete the sentences about the story. You can use 1, 2 or 3 words.

The rain in the jungle



Last weekend, Vicky and Tom said to their friend Daisy, 'Would you like to go for a walk in the jungle?' Daisy said, 'I need to take some photos for homework. I can do that there.' Vicky's mum said, 'Take coats with you.' The children laughed and said, 'It's hot and sunny. We don't need coats!' When the children got to the jungle, they saw lots of monkeys in the trees.

Examples

Vicky and Tom wanted to walk in the jungle last
..... *weekend* with their friend Daisy.

For her homework, Daisy had to *take some photos*

Questions

- 1 Mum wanted Tom, Vicky and Daisy to
with them.
- 2 The weather was before the walk in
the jungle.




Tom took pictures of some beautiful plants which had red flowers on them. Then Daisy pointed and said, 'Look at those black clouds!' Then it started raining. 'The camera! Put it in your bag!' said Vicky to Tom. 'OK,' said Tom. Tom got some very big leaves and they held them above their heads. The monkeys came and sat with them. It rained and rained, but the leaves were really big and the children and monkeys didn't get wet. Daisy took more photos.

- 3 Daisy pointed at some in the sky.
- 4 Tom put in his bag because it started raining.
- 5 When it rained the children and the monkeys sat under some and they didn't get wet.



The children waited for the rain to stop and they ate their sandwiches. When it was sunny again, the children ran back home. Mum looked at their clothes and was surprised. 'Didn't it rain in the jungle?' she asked. 'Yes,' they said. 'But we found some leaves and we didn't need coats.' And they showed Mum their photos.

- 6 The children had their lunch and then went when it stopped raining.
- 7 Vicky and Tom's mother was because their clothes weren't wet.



Please turn over for Part 6



Part 6

– 6 questions –

Look and read and write.



Examples

The man is carrying a *box* of oranges.

What's the girl in the yellow sweater
got?

..... *an ice cream*

Questions

Complete the sentences.

1 The woman with the baby has
around her neck.

2 One person is a motorbike.

Answer the questions.

3 What's the man with the white beard doing?
.....

4 Who is in the red car?
.....

Now write two sentences about the picture.

5

6

Movers Reading & Writing

Marking Key

- () = Acceptable extra words are placed in brackets
- / = A single slash is placed between acceptable alternative words within an answer
- // = A double slash is placed between acceptable alternative complete answers

Part 1 5 marks

- 1 a balcony
- 2 a panda
- 3 a helmet
- 4 stairs
- 5 a dolphin

Part 2 6 marks

- 1 C
- 2 C
- 3 A
- 4 B
- 5 C
- 6 B

Part 3 6 marks

- 1 hospital
- 2 cook
- 3 hungry
- 4 vegetables
- 5 bowl
- 6 Matt has some nice soup

Part 4 5 marks

- 1 which
- 2 at
- 3 Most
- 4 eating
- 5 These

Part 5 7 marks

- 1 take a coat/their coats
- 2 hot and sunny [in any order]
- 3 (black) (rain) clouds
- 4 the/their/his/a camera
- 5 (very) (big) leaves
- 6 ((back) to their/Tom and Vicky's) home
- 7 surprised

Part 6 10 marks


- 1 a (yellow) scarf/a (purple) bag
- 2 riding/on
- 3 sitting on the seat/feeding the birds/waving
- 4 a boy and a girl
- 5 e.g. There are three dogs in the picture.
- 6 e.g. The man who is riding the motorbike is wearing a yellow helmet.

Movers Speaking

Summary of Procedures

The usher introduces the child to the examiner. The examiner asks the child 'What's your name?' and 'How old are you?'

1. The examiner asks the child to describe several differences between the two Find the Differences pictures, e.g. 'Here there is one fish, but here there are two.'
2. The examiner tells the child the name of the story and describes the first picture, e.g. 'These pictures show a story. It's called "The windy day". Look at the pictures first. (Pause) It's a windy day. Charlie and Jack are going to the cinema with Mum. Mum is giving them their tickets. She's saying "Don't lose your tickets!"' The examiner then asks the child to continue the story. The title of the story and the name of the main character(s) is shown with the pictures in the candidate booklet.
3. The examiner demonstrates how to do this task with the first set of four odd-one-out pictures and then asks the child to choose one picture in the other three sets and say which is different and why. For example, 'You don't eat a book. You read it.'
4. The examiner asks questions about a topic, e.g. 'Now let's talk about you and your family. How many people live in your home?'



TEST ONE

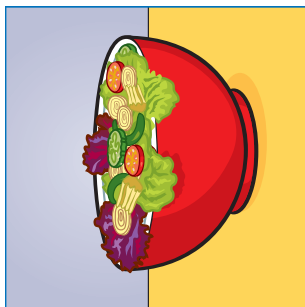
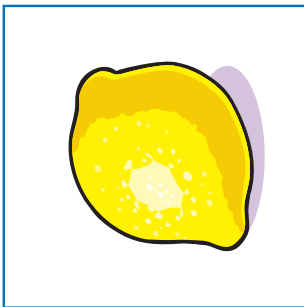






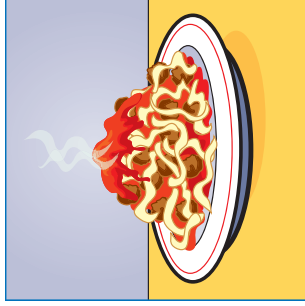

MOVERS SPEAKING. Find the Differences

The Windy Day



MOVERS SPEAKING. Picture Story

TEST ONE



TEST ONE

MOVERS SPEAKING. Odd-one-out

| | | | |
|---------------|--|------------------|--|
| Centre Number | | Candidate Number | |
|---------------|--|------------------|--|

Cambridge Young Learners English

Flyers Listening

R154



CAMBRIDGE ENGLISH
Language Assessment
Part of the University of Cambridge

There are 25 questions.

You will need coloured pens or pencils.

My name is:

Part 2

– 5 questions –

Listen and write. There is one example.



Dad, NEW HOMES office phoned today...

About a: house

1 Address: 12 Street

2 It's near the:

3 Smaller bathroom is:

4 Garden has: a

5 There's a music room in: the

Part 3

– 5 questions –

Which picture did each person paint?

Listen and write a letter in each box. There is one example.



Mr Green



Mrs Hill



Mr Bridges



Mrs Cook




Mrs West



Miss Richards



A



B



C



D




E



F



G



H

Part 4


– 5 questions –

Listen and tick (✓) the box. There is one example.

What is Frank doing?



A



B



C

1 Which shirt does Frank want to take on holiday?



A



B




C

2 Where are the tickets?



A

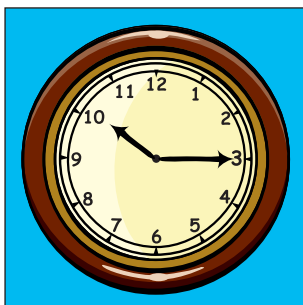


B




C

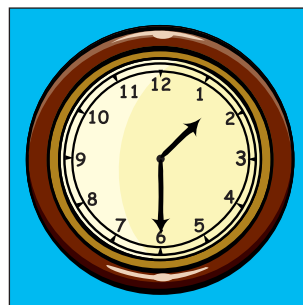
3 What time do they have to arrive at the airport?



A



B



C


4 Who is going to look after their pets?



A




B



C

5 Where are they going to have lunch?



A



B




C

Part 5

– 5 questions –

Listen and colour and write. There is one example.



Flyers Listening

Marking Key

- () = Acceptable extra words are placed in brackets
- / = A single slash is placed between acceptable alternative words within an answer
- // = A double slash is placed between acceptable alternative complete answers

Part 1 5 marks

- 1 Emma girl in pink skirt, playing volleyball
- 2 William man looking angry, pointing to ball
- 3 Oliver boy pushing other boy into the sea
- 4 Daisy girl wearing hat, holding fishing net
- 5 Jack boy in blue shorts, holding shell

Part 2 5 marks

- 1 P-R-I-N-C-E-S
- 2 library // house where Jane lives
- 3 downstairs
- 4 swing
- 5 basement

Part 3 5 marks

- 1 Mrs Cook H
- 2 Mrs West C
- 3 Miss Richards A
- 4 Mr Bridges D
- 5 Mrs Hill E

Part 4 5 marks

- 1 C
- 2 A
- 3 C
- 4 C
- 5 B

Part 5 5 marks

- 1 colour penguin on top of rock waving wings / grey
- 2 colour smaller of the two octopuses / pink
- 3 write ' ' 'QUEEN' on side of boat above 'of the Sea'
- 4 write 'GOLD' in square on treasure box
- 5 colour striped fish / purple

Flyers Listening

Tapescript

| | |
|-------------------------|---------------------------|
| R = rubric | Fch = Female child |
| F = Female adult | Mch = Male child |
| M = Male adult | |

R Hello. This is the Cambridge English Flyers Listening test.

[MUSIC]

Part 1.

Listen and look.

There is one example.

PAUSE 00'03"

F Do you know some of these people at the beach?

Mch Yes, I do. Can you see the man under the umbrella?

F Do you mean the one who's holding the magazine?

Mch Yes, him. That's my cousin, David.

PAUSE 00'03"

R Can you see the line? This is an example.

Now you listen and draw lines.

PAUSE 00'03"

[REPEAT FROM HERE]

F Do you know the girls who are playing volleyball?

Mch I know one of them - the girl in the pink skirt.

F What's her name?

Mch Emma. Her brother's a friend of mine. We go skateboarding together sometimes.

PAUSE 00'05"

F That man doesn't look very happy!

Mch Oh, you mean William? Well, he was asleep, but he woke up when the volleyball hit him on the head!

F What's he saying?

Mch Please be more careful next time, I think ...

PAUSE 00'05"

Mch Can you see that boy?

F The one who's falling into the water?

Mch No the other one who's just pushed him. The boy in the blue shorts. That's my cousin, Oliver.

F Well he isn't very kind.

Mch Oh, it's OK. They're only playing.

PAUSE 00'05"

Mch And look. Daisy's here too.

F She's trying to make those flies go away I think. They like ice cream!

Mch I didn't mean the girl in the swimsuit. I meant the one who's holding the net.

F Oh, her. Right. I see.

Mch I think she's going to go fishing.

PAUSE 00'05"

F And what's that boy's name?

Mch Which boy?

F The boy with the shell. Is he collecting them?

Mch Perhaps. He's got a big smile on his face. He's called Jack.

F Right. Let's go and talk to him.

Mch OK.

PAUSE 00'05"

R Now listen to Part 1 again.

PAUSE 00'03"

[REPEAT PART 1 WITH ONLY 00'03" PAUSES]

R That is the end of Part 1.

PAUSE 00'05"

R Part 2.

Listen and look.

There is one example.

PAUSE 00'03"

Fch Dad. The man from the 'New Homes' office phoned today. He wanted to speak to you.

M Oh, yes. Was it about a house which someone wants to sell?

Fch Yes, that's right. And it sounds really cool!

M Well, we might buy it.

PAUSE 00'03"

R Can you see the answer? Now you listen and write.

PAUSE 00'03"

[REPEAT FROM HERE]

M Where is the house? I mean, what's the address?

Fch It's number 12 Princes Street.

M How do you spell the name of the street? I want to write it down.

Fch It's P-R-I-N-C-E-S.

M I don't know that street. Is it near the train station? That's important for me.

Fch No, it isn't. It's near the library. It's a nice quiet street, he said. My friend Jane lives near there and she likes it very much.

M How many bedrooms has it got?

Fch It's got three. And – listen to this! – there are two bathrooms: a big one upstairs and a smaller one downstairs.

M Well, that's good for us. Is there a garden?

Fch Yes, there is.

M And is there a swimming pool in the garden?

Fch No, Dad. There's a swing in it.

M Mm. It sounds nice. How much is it?

Fch The man didn't tell me. But my friend Jane says...

M He didn't tell you? But that's the most important thing. Well, is it expensive?

Fch Sorry, Dad, I don't know. But there's something else, something great ...

M What?

Fch The house has got a music room!

M Has it? Well, that's something different. Where is it?

Fch It's in the basement. I could play my pop music and drums really loudly!

M Yes, you could. Mm ... well, let's go and look at this house, shall we?

PAUSE 00'05"

R Now listen to Part 2 again.

PAUSE 00'03"

[REPEAT PART 2]

R That is the end of Part 2.

PAUSE 00'05"

R Part 3.

Listen and look.

There is one example.

PAUSE 00'03"

R Peter teaches an art class for grown-ups. They have had a competition and Peter is talking about the paintings. Which picture did each person paint?

F Can you tell me something about the art competition, Peter?

M Yes, of course. There were 25 paintings when we started, and I've chosen six. They're all excellent, so it's very difficult to choose just one.

F What about this picture?

M The table with the bowl of fruit in the middle of it? That's Mr Green's. I could eat that large piece of cheese, it looks so good. The light in the painting is excellent too, isn't it?

F Yes.

PAUSE 00'03"

R Can you see the letter B? Now you listen and write a letter in each box.

PAUSE 00'03"

[REPEAT FROM HERE]

F I like this picture of the old castle. Whose is this?

M Ah ... let me see ... That's one of Mrs Cook's. She started painting it in the morning but then it began to rain.

F So she had to finish it later ...

M That's right. In her hotel room.

PAUSE 00'03"

F Tell me about this picture, here.

M The fields look lovely in the summer sun, don't they?

F Yes! It looks like a brilliant place for a picnic ... no houses or streets ...

M I think that's one of the best pictures by Mrs West that I've ever seen.

PAUSE 00'03"

M And what do you think of this one?

F What's it called?

M A Day at the Races. The artist, Miss Richards, has a lot of dogs at home which she enjoys painting ... but this is the first time she's tried painting horses.

F Well I think it's really good.

M So do I.

PAUSE 00'03"

M This one is a favourite.

F I can understand that. But snow isn't easy to paint. Mountains are really difficult too.

M Yes, but Mr Bridges didn't have to worry about that, here.

F No. And the kids are having lots of fun. Look!

M Yes!

PAUSE 00'03"

F Oh ... I'm very interested in this one.

M Yes ... me too. Mrs Hill's very good at painting water.

F Who's the person in the lake?

M Her husband!

F It looks wonderful there. Thanks for showing me all the paintings. Well done to everyone.

PAUSE 00'03"

R Now listen to Part 3 again.

PAUSE 00'03"

[REPEAT PART 3]

That is the end of Part 3.

PAUSE 00'05"

R Part 4.

Listen and look.

There is one example.

PAUSE 00'03"

R What's Frank doing?

PAUSE 00'03"

F Frank! What are you doing? Are you playing video

games again?

Mch No, Mum. I'm tidying the living room.

F Oh. Are you? Well, that's great, but please come upstairs and help me.

Mch Why?

F I'm putting your clothes in the suitcase. Have you forgotten? We're going to go on holiday today!

PAUSE 00'03"

R **Can you see the tick?**

Now you listen and tick the box.

PAUSE 00'03"

[REPEAT FROM HERE]

R **One. Which shirt does Frank want to take on holiday?**

PAUSE 00'03"

F Which shirt do you want to take on holiday?

Mch Well, I don't want that striped one - it's too small now.

F Mm. You're right. What about this one with the butterflies on it?

Mch No, thanks. I hate that shirt. I want to take that black one.

F For a holiday in the sun? Oh, Frank!

PAUSE 00'03"

R **Two. Where are the tickets?**

PAUSE 00'03"

F Have you seen the plane tickets, Frank? I can't find them.

Mch I saw them this morning. They were on the shelf in your room, I think.

F Well, they're not there now.

Mch Have you looked in your handbag?

F Yes, of course I have. Oh, here they are - on the desk, next to this book!

PAUSE 00'03"

R **Three. What time do they have to arrive at the airport?**

PAUSE 00'03"

F What time is it now?

Mch It's quarter past ten.

F We have to meet Dad at the airport at 1.30. No later.

Mch Are we going to take a taxi there?

F Yes. It will arrive here at 12 o'clock. We must be ready then.

PAUSE 00'03"

R **Four. Who's going to look after their pets?**

PAUSE 00'03"

F Mrs Hill will be here soon. We have to talk about the pets.

Mch She is going to look after them?

F No, her son, Michael, is going to do it.

Mch Why can't Grandpa do it?

F Oh, Frank, he can't come here every day. It's too far.

PAUSE 00'03"

R **Five. Where are they going to have lunch?**

PAUSE 00'03"

Mch Are we going to have lunch here, Mum?

F No, it's too early. We can have it on the plane.

Mch Can't we buy something at the airport? We'll be very hungry.

F We won't have time, Frank. You'll be OK - you had a lot to eat this morning!

PAUSE 00'03"

R **Now listen to Part 4 again.**

PAUSE 00'03"

[REPEAT PART 4 WITH NO PAUSES AFTER THE QUESTIONS]

R **That is the end of Part 4.**

PAUSE 00'05"

R **Part 5.**

Listen and look at the picture.

There is one example.

PAUSE 00'03"

Fch Can I colour this picture, please?

M Yes, of course, Betty. Can you see the cloud?

Fch The one that's in front of the sun?

M That's right. Colour that yellow.

Fch OK.

PAUSE 00'03"

R **Can you see the yellow cloud? This is an example.**

Now you listen and colour and write.

PAUSE 00'03"

[REPEAT FROM HERE]

R **One**

M The man's looking at the penguins, I think.

Fch They're so funny. Can I colour one of those next?

M Yes. Colour the one that's standing on the top of the rock. Use grey for that.

Fch All right. There! I think it's waving with its wings!

PAUSE 00'15"

R **Two**

Fch I think the octopus looks scary!

M Do you? Perhaps the larger one does. Well let's colour the smaller one.

Fch Cool! Green?

M No, let's make it pink, this time.

Fch All right. I've got that colour here.

M Brilliant.

PAUSE 00'15"

R **Three**

M How about some writing now? Look at the boat.

Fch OK. One word is missing there, isn't it?

M Yes! Above the words 'of the Sea' there's a space. In that space, write the word QUEEN. Can you do that?

Fch Sure! That's a good name for a boat.

PAUSE 00'15"

R **Four**

Fch Can I write something else, too?

M Yes. What would you like to write?

Fch Well, I'd like to write something on the treasure box ... in that square.

M GOLD?

Fch Yes! I was thinking the same as you! Do you think they'll find it?

M I don't know ...

PAUSE 00'15"

R **Five**

M And now for some more colouring.

Fch Can I colour the spotted fish? The little one. It looks really sweet.

M I agree, but colour the striped one for me please, instead.

Fch No problem. Can I use purple?

M Yes. Good idea. Thank you. Fantastic.

PAUSE 00'15"

R **Now listen to Part 5 again.**

PAUSE 00'03"

[REPEAT PART 5 WITH ONLY 00'10" PAUSES]

R **That is the end of the Flyers Listening test.**

[MUSIC]

Blank Page

| | | | |
|---------------|--|------------------|--|
| Centre Number | | Candidate Number | |
|---------------|--|------------------|--|

Cambridge Young Learners English

Flyers

Reading & Writing

R154



CAMBRIDGE ENGLISH
Language Assessment
Part of the University of Cambridge

There are 44 questions.

You have 40 minutes.

You will need a pen or pencil.

My name is:

Blank Page

Part 1

– 10 questions –

Look and read. Choose the correct words and write them on the lines. There is one example.

a diary

a businessman

calendar

a desert

Some people write in this at the end of every day. a diary
.....

1 These are dark, cold places inside mountains, and sometimes bats live in them.

ocean

2 A driver takes people who are very ill to see doctors in hospital in this. caves
.....

3 If you can't spell a word, you can look for the meanings and spellings of different words in this.

tyre

4 This person carries meals on plates to people in restaurants. engine
.....

5 This is a very dry place where there is usually sand on the ground.

6 If you go for a walk in these, you see some trees and perhaps birds, too.

a waiter

7 You go and see this person if you have a hole in your tooth. a dentist
.....

8 This is something you write on and send to a friend when you are on holiday.

9 This is a kind of road where you can travel very quickly from city to city.

a dictionary

10 You find this round and black thing on the wheels of cars and motorbikes. motorway
.....

woods

an ambulance

a postcard

Part 2

– 5 questions –



Michael is talking to Sally. What does Sally say?

Read the conversation and choose the best answer.











Write a letter (A–H) for each answer.

You do not need to use all the letters. There is one example.

Example

| | |
|---|---|
|  | Michael: Hello Sally. Why weren't you at school yesterday? |
|  | Sally: B |

Questions

- | | | |
|---|---|---|
| 1 |  | Michael: What was the matter? Did you have a sore head? |
| |  | Sally: |
| 2 |  | Michael: I hate being ill. |
| |  | Sally: |
| 3 |  | Michael: In our English lesson, we had to answer some questions about a story. |
| |  | Sally: |
| 4 |  | Michael: I can come to your house after school if you like. |
| |  | Sally: |
| 5 |  | Michael: Have you got any games that we can play? |
| |  | Sally: |




- A** So do !! It's horrible!
- B** Hello Michael, I was feeling sick so I stayed in bed. **(example)**
- C** Did you? I just watched TV all day.
- D** Yes, they have. Thank you very much.
- E** No. I had a terrible cold but it's better now.
- F** A few, I hope you'll enjoy them.
- G** Would you like to play it soon?
- H** This afternoon? OK! I could show you my new computer then too!

Part 3

– 6 questions –

Read the story. Choose a word from the box. Write the correct word next to numbers 1–5. There is one example.



example

| | | | | |
|---------|-------|-------|-----|--------|
| decided | piece | felt | air | bridge |
| built | sure | ready | key | nicer |

David's parents *decided* to move to a new house. But

David didn't want to live in another town and he

(1) sad about leaving all his friends. Last

Tuesday, David's family drove to their new house. David was unhappy.

He just sat quietly and looked out of the window.

When they arrived at the house, David's dad gave him a

(2) 'Go and open the front door with this,

David,' he said. 'Mum and I will bring in some of the boxes.'

David went inside. The house was much **(3)** than their old one and from a window upstairs he could see some boys in a park. He could see a forest too and a **(4)** across a river.

'I can play football in that park and go for great walks in that forest, and perhaps I can fish in that river,' he thought. There was no park, forest or river near his old house.

David began to smile. 'I'm **(5)** I'm going to be happy here!'

(6) Now choose the best name for the story.

Tick one box.

David's dad gets a new job

David's first day in his new school

A new home for David

Part 4

– 10 questions –

Read the text. Choose the right words and write them on the lines.

The hippo



Example

an

This kind of animal has interesting name.
 We call it a hippo, but its long name is 'hippopotamus'. Hippopotamus
 1 'river horse'. It has that name because
 2 hippos spend lots time in the water and
 3 their ears look like horses' ears. They like
 4 grass too. But hippos are much bigger
 5 horses. The only animal in the world that a
 bigger mouth is a whale! A hippo is sometimes a dangerous animal but
 it is not always brave. It will often run to the water
 6 hide. When it's swimming, its
 7 nose, eyes and ears are above the water it
 can still smell, see and hear. When a hippo decides to go under the
 water, it closes its nose and walks on the bottom of the river
 8 it can find plants to eat. It's easy for a
 9 hippo to stay under the water eight
 10 minutes! Hippos not eat meat. Their
 favourite food is river plants and different kinds of grass, and they
 usually only eat at night.

| Example | the | an | any |
|----------------|--------|-------|---------|
| 1 | mean | means | meaning |
| 2 | off | from | of |
| 3 | eating | eats | eat |
| 4 | then | after | than |
| 5 | have | has | having |
| 6 | to | into | on |
| 7 | if | so | or |
| 8 | where | how | why |
| 9 | across | by | for |
| 10 | do | shall | are |

Part 5

– 7 questions –

Look at the picture and read the story. Write some words to complete the sentences about the story. You can use 1, 2, 3 or 4 words.

Sarah's new friend!



Sarah and her parents and two younger brothers live in the jungle. Early every morning, she runs to her favourite mango tree and climbs it, so she can bring five mangoes from the top of the tree for her family to eat for breakfast.

One morning, she was sitting in the tree when she saw an enormous tiger below her. 'Go away!' she called. 'I can't come down until you go!' But the tiger didn't go away. It looked up at her and said, 'Why?'

Sarah was very surprised! 'Tigers don't speak!' she said. 'Well, I do,' the tiger answered. 'I'm not dangerous. Climb down. Those mangoes look heavy. I'll help you get home. You can ride on my back.'

Very slowly and very carefully, Sarah climbed down the tree. When she was on the ground again and looked into the tiger's kind eyes, Sarah didn't feel frightened.

It was fun to ride on the tiger's back. It stopped just outside the village. 'I shouldn't come near the houses,' it said. 'People are afraid of me!'

Sarah understood. She thanked the tiger and said goodbye.

'You're back quickly!' her father said.

'Yes!' Sarah smiled. 'I rode a tiger home!'

No-one believed Sarah but she didn't mind! She knew she had an exciting and really kind new friend, the tiger, and that made her very happy.

Examples

Sarah's family lives in a *jungle*

Sarah climbs *a mango tree* early every morning.


Questions

- 1 Sarah's parents and brothers have mangoes for their
.....
- 2 When Sarah was in the tree one morning, she saw a
..... on the ground.
- 3 Sarah didn't want to from the tree until
the tiger went away.
- 4 Sarah was when the tiger spoke to her.
- 5 Sarah rode the tiger until they were and
then the tiger stopped.
- 6 The tiger said the village people were it.
- 7 Sarah thought her new friend, the tiger, was
.....

Part 6

– 5 questions –

Read the diary and write the missing words. Write one word on each line.



Friday

Example

Today *was* very interesting.

Peter Face, the famous actor, came to talk to us

1 our school!

Peter is in some great television programmes. Mum and I always

2 like him on TV.

3 He has an actor since he was about

17. He talked about his new film, 'Pirate Gold', too. It will be in

4 cinemas month.

He was very friendly. When he left, he gave our teacher three

5 DVDs of his films our teacher is going to show in film club.

Part 7

Look at the three pictures. Write about this story. Write 20 or more words.



.....

.....

.....

.....

Blank Page

Flyers Reading & Writing

Marking Key

- () = Acceptable extra words are placed in brackets
- / = A single slash is placed between acceptable alternative words within an answer
- // = A double slash is placed between acceptable alternative complete answers

Part 1 10 marks

- 1 caves
- 2 an ambulance
- 3 a dictionary
- 4 a waiter
- 5 a desert
- 6 woods
- 7 a dentist
- 8 a postcard
- 9 motorway
- 10 tyre

Part 2 5 marks

- 1 E
- 2 A
- 3 C
- 4 H
- 5 F

Part 3 6 marks

- 1 felt
- 2 key
- 3 nicer
- 4 bridge
- 5 sure
- 6 A new home for David

Part 4 10 marks

- 1 means
- 2 of
- 3 eating
- 4 than
- 5 has
- 6 to
- 7 so
- 8 where
- 9 for
- 10 do

Part 5 7 marks

- 1 breakfast(s)
- 2 (big) tiger (below her)
- 3 come/climb/go/get down
- 4 (very) surprised
- 5 (just) outside a/the village
- 6 afraid/frightened of
- 7 exciting and (really) kind [in any order]

Part 6 5 marks

- 1 at/in
- 2 watching/seeing
- 3 been
- 4 this/next
- 5 which

Part 7

Examples

(Low) Two friends went to the circus. The clown had two bikes. A girl rode one of the bikes and wore the clown's hat.

(High) Sophia went with her friend Olivia to the circus. They saw a clown with a lot of balloons outside the tent. Then they saw the clown on his bike in the tent. There was another bike that no-one was riding. The clown asked Sophia to ride the bike. He gave her his hat to wear too. Everyone thought Sophia and the clown were very funny.

Blank Page

Flyers Speaking

Summary of Procedures

The usher introduces the child to the examiner. The examiner asks the child what his/her name and surname is and how old he/she is.

1. The examiner shows the child the candidate's copy of the Find the Differences picture. The child is initially shown the examiner's copy as well, but then encouraged to look at the candidate's copy only. The examiner then makes a series of statements about the examiner's picture and the child has to respond by making statements showing how the candidate's picture is different, e.g. (examiner) 'In my picture, the helicopter's on the left.' (child) 'In my picture, it's on the right.'
2. The examiner shows the child the candidate's copy of the Information Exchange. The child is initially shown the examiner's copy as well, but then is encouraged to look at the candidate's copy only. The examiner first asks the child questions related to the information the child has, e.g. 'What's the name of George's castle?' and the child answers. The child then asks the examiner questions, e.g. 'What's the name of Grace's castle?' and the examiner answers.
3. The examiner tells the child the name of the story and describes the first picture, e.g. 'These pictures tell a story. It's called "Grandma's busy day". Just look at the pictures first. (Pause) Paul's parents are going out for the day. Paul is going to spend the day with Grandma. Paul's mum is saying, "Be good and don't make Grandma tired!"' The examiner then asks the child to continue telling the story. The title of the story and the name of the main character(s) are shown with the pictures in the candidate booklet.
4. The examiner asks questions about a topic, e.g. 'Now let's talk about films. When do you watch films?'






FLYERS SPEAKING. Find the Differences - Examiner's copy

TEST ONE



George's castle

| | |
|----------------|--------------|
| Where / castle | mountain |
| Name | Black Castle |
| Who lives | queen |
| How old | 500 years |
| Interesting | yes |



Grace's castle


| | |
|----------------|---|
| Where / castle | ? |
| Name | ? |
| Who lives | ? |
| How old | ? |
| Interesting | ? |



George's castle

| | |
|----------------|---|
| Where / castle | ? |
| Name | ? |
| Who lives | ? |
| How old | ? |
| Interesting | ? |

FLYERS SPEAKING. Information Exchange - Examiner's copy



Grace's castle


| | |
|----------------|---------------|
| Where / castle | forest |
| Name | Silver Castle |
| Who lives | artist |
| How old | 1000 years |
| Interesting | no |

TEST ONE

Grandma's busy day



Paul
Grandma



FLYERS SPEAKING. Picture Story